

SELLER ONLINE

Manheim Simulcast
For wherever you are




Introducing Seller Online


Designed specifically for Sellers, Seller Online allows you to put your vehicles 'On Sale' as they go through auction if you can't be there in person

Simulcast

For wherever you are



Buyer Online
Buying at auction online



Seller Online
Selling at auction online

- Anonymous Bidding
- Multiple Sessions
- Proxy Bidding
- Full vehicle inspection reports and images

- Manage your sales online
- Reduced vehicle referrals
- Represent at multiple auctions
- Immediate decisions

Simulcast now has Seller Online

Designed specifically for Sellers, Seller Online allows you to put your vehicles 'On Sale' as they go through auction if you can't be there in person:

Get closer to your vehicles

With Seller Online, if you can't attend the auction, you can still have direct access to your vehicles as they go through auction just as if you were there in person. Simulcast now allows you to place vehicles 'On Sale'.

Click click, sell sell

Quick and simple, Seller Online provides full audio and video feeds of the live auctions through Simulcast, as well as the ability to put your vehicles 'On Sale' with the click of a button.

Represent even when you're not there

Seller Online gives you the opportunity to provide seller representation for your vehicles in the auction lane, reassuring buyers and reducing referred sales.

Two places at once

We know you can't be everywhere at once, which is why Seller Online is the perfect tool when you have vehicles going through different auctions on the same day. Through Simulcast you can put vehicles 'On Sale' in one auction centre while you're at another auction centre.

Your Seller Online

User Guide

What is Seller Online?

Seller Online is an enhancement to Simulcast and allows you to 'attend' an auction via the internet to represent your vehicles as though you were standing on the rostrum. It allows you to participate in auction sales remotely by providing audio and video of the live auction and allowing you to put vehicles 'On Sale' as though you were standing in the auction lane.

Who benefits from Seller Online?

Seller Online increases the participation of non-attending Sellers, increases the satisfaction of buyers as they receive quicker decisions regarding bidding, and improves the overall service of Manheim to customers.

How do I benefit from Seller Online?

Seller Online provides you with the opportunity to increase participation in your sales by allowing you to put vehicles 'On Sale' remotely. Greater participation may help you sell additional vehicles and reduce the number of referred sales.

Who can participate in Seller Online?

Providing a username and password has been created, any seller can log on and participate. Access is via the Manheim website using unique usernames and passwords and is linked to seller accounts. Smaller sellers who do not usually attend will benefit, as will larger sellers who sell at multiple sites. Seller Online is designed to complement rather than replace seller representation on the day.

What are the steps for using Seller Online?

The steps for using Seller Online from a Seller's perspective are:

- 1** - Communicate with the relevant Manheim centre or your account manager to let them know you wish to participate in the auction remotely.
- 2** - Make sure you log on in plenty of time.
- 3** - Monitor the bidding activity during the auction and place vehicles 'On Sale' accordingly.
- 4** - Review post-sale information to confirm all sales.

Will Seller Online slow my sale down?

Seller Online has been designed to integrate with existing sale day operations so that auctions with attending sellers and auctions with remotely attending sellers operate in the same fashion.

How do I participate in a Simulcast sale as a seller?

After selecting the auction in which you wish to participate and clicking on the relevant link the sale will appear on a screen similar to the right:



How do I access as both a seller and a buyer?

If you are a dual user, (being both a seller and a buyer,) you will also be presented with options to access both the seller and buyer portals. Should you wish to access both simultaneously you can do so, however you will need to open two different sessions.

Right click on the auction you wish to enter as a buyer and open the portal in a new window.

Right click on the auction you wish to enter as a seller and also open this portal in a new window.

You may now operate between the windows as a buyer and seller however please note if you log out of one session you will automatically be logged out of the other.

To access Simulcast via the free App:

In the first instance you will need to download the App for your mobile device.

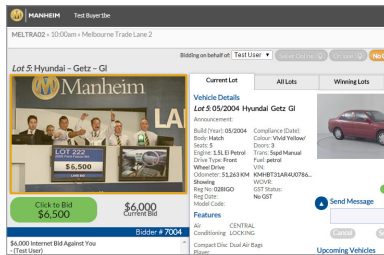
If you use an Apple device (iPhone/iPad) you can download the Simulcast App from the App Store. Simply access the App Store with your Apple account and search for 'Simulcast Australia' or 'Simulcast New Zealand'. Then download the Australian or New Zealand App to your Apple device and launch.

If you are using an Android device you can download the Simulcast App from Google Play. Simply access Google Play with your Google account and search for 'Simulcast Australia' or 'Simulcast New Zealand'. Then download the Australian or New Zealand App to your Android device and launch.

If you already have the Simulcast App installed, launch the App and login using your Manheim website username and password.

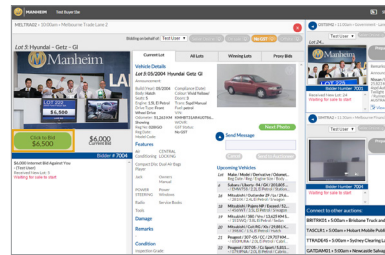


Key features of the Seller Online screen



Audio and Video

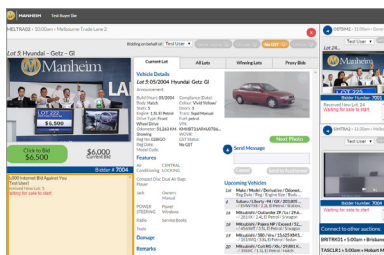
Audio and video allows you to see and hear the live physical auction from a remote location. A camera installed in the lane captures the video of the auction. The auctioneer's microphone provides the audio for the auction. You must download the App if you wish to access audio from a mobile or tablet device.



Click to Sell

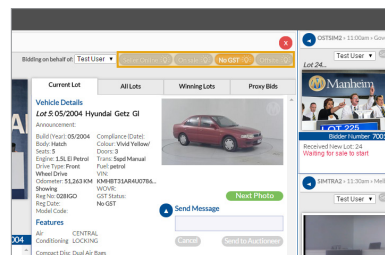
Clicking on the 'Click to Sell' button informs the auctioneer you are happy to place a vehicle 'On Sale' at the current accepted bid price. The Auctioneer will then determine the appropriate time to inform buyers the vehicle is on sale and put it 'On Sale' for all to see.

Please Note: Once you have placed a vehicle 'On Sale' you cannot reverse this.



Auction Log

In addition to listening to the auctioneer, you can view the bidding activity in the Auction Log.



Status Alert Lights

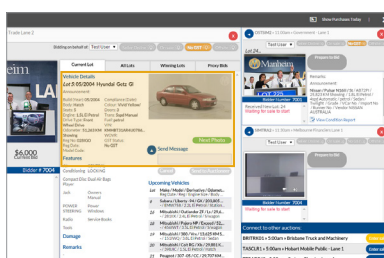
There are four coloured alerts which instantly inform you of various statuses during the offering of a vehicle.

Seller Online - when this is lit, it tells you instantly that the seller is present online and therefore able to place the vehicle 'On Sale' when appropriate to do so.

On Sale - when this is lit, it tells you instantly that the vehicle is on sale and the highest bidder will own the vehicle.

No GST - when this is lit, it tells you the vehicle will be sold without GST applicable.

Offsite - when this is lit, it tells you the vehicle is offsite and at a location other than where the auction is being held.



Vehicle Description

This shows vehicle information on the lot currently being offered.

Who do I contact for assistance?

For questions and assistance please contact your Manheim Account Manager or in Australia please call the Customer Service desk on 1800 001 278 and in New Zealand please call 0800 408 488.

